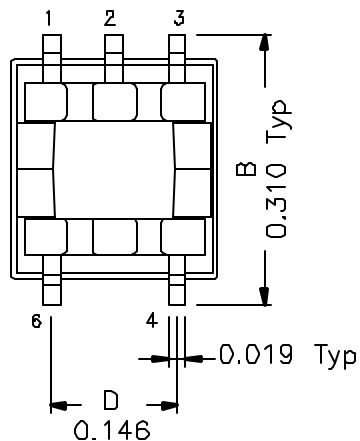
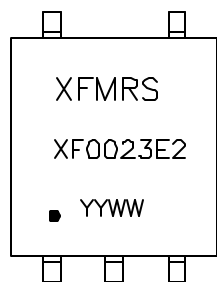
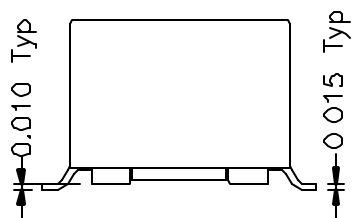
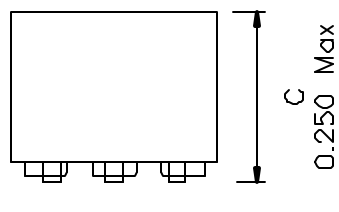
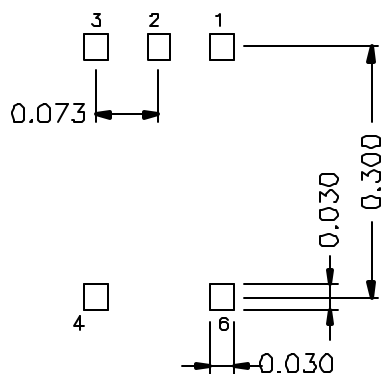


Dimensions:

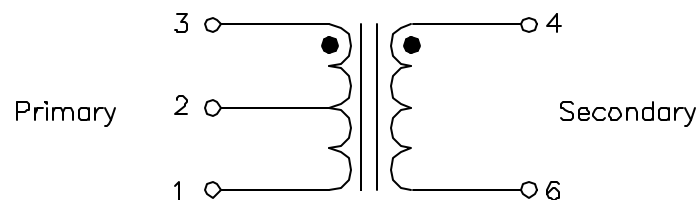


BOTTOM VIEW



SUGGESTED PCB LAYOUT

Schematic:



Electrical Specifications:

OCL: Pins 3-1 2.2mH Min 10KHz, 0.1V

Leakage L: Pins 3-1 1.3uH Max 100KHz, 0.1V

Short 4-6

Cw/w: Pins 3-4 50pF Typical 100KHz, 0.1V

DC Res.: Pins 3-1 2.8 Ohms Max

DC Res.: Pins 4-6 2.5 Ohms Max

Isolation: 1500Vac

Turns Ratio: (3-1):(4-6) 1.14CT:1±1%

DOC. REV: A/2

XFMRs Inc UNLESS OTHERWISE SPECIFIED TOLERANCES: .xx ±0.010 Dimensions in Inches Scale 2.5:1 SHT 1 OF 1	Title: T1/E1/ISDN-Pri xfmr		
	P/N: XF0023E2		REV A
	DWN.	BW	Feb-07-00
	CHK.	AEI	Feb-07-00
APP.	Joe Huff	Feb-07-00	